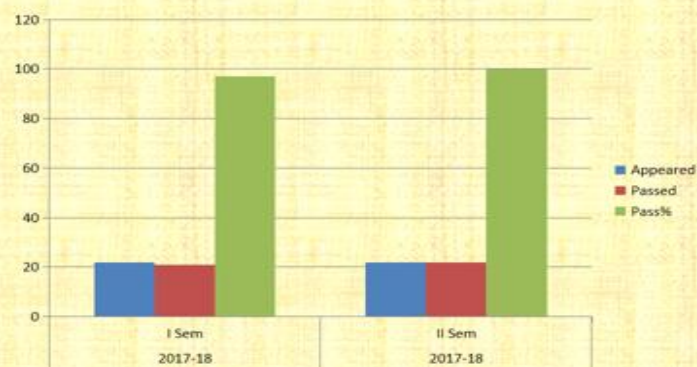


**TGTWRDC GIRLS DAMMAPETA  
ZOOLOGY DEPARTMENT RESULT ANALYSIS**

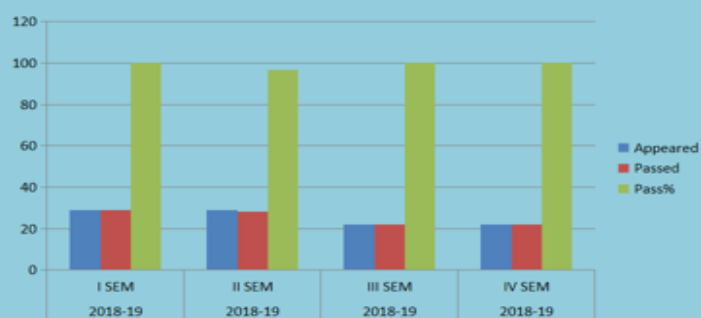
**RESULT ANALYSIS:-2017-18**

| Academic Year | Semester | Appeared | Passed | Pass% |
|---------------|----------|----------|--------|-------|
| 2017-18       | I Sem    | 22       | 21     | 97    |
| 2017-18       | II Sem   | 22       | 22     | 100   |



**RESULT ANALYSIS-2018-19**

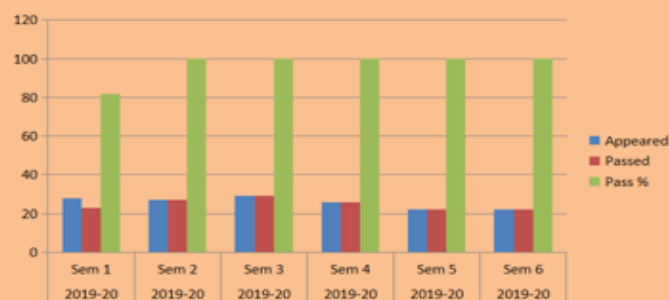
| Academic year | Semester | Appeared | Passed | Pass% |
|---------------|----------|----------|--------|-------|
| 2018-19       | I-SEM    | 29       | 29     | 100   |
| 2018-19       | II-SEM   | 29       | 28     | 96.5  |
| 2018-19       | III-SEM  | 22       | 22     | 100   |
| 2018-19       | IV-SEM   | 22       | 22     | 100   |



**TGTWRDC GIRLS DAMMAPETA  
ZOOLOGY DEPARTMENT RESULT ANALYSIS**

## RESULT ANALYSIS -2019-20

| Academic Year | Sem   | Appeared | Passed | Pass % |
|---------------|-------|----------|--------|--------|
| 2019-20       | Sem 1 | 28       | 23     | 82     |
| 2019-20       | Sem 2 | 27       | 27     | 100    |
| 2019-20       | Sem 3 | 29       | 29     | 100    |
| 2019-20       | Sem 4 | 26       | 26     | 100    |
| 2019-20       | Sem 5 | 22       | 22     | 100    |
| 2019-20       | Sem 6 | 22       | 22     | 100    |



## RESULT ANALYSIS-2020-21

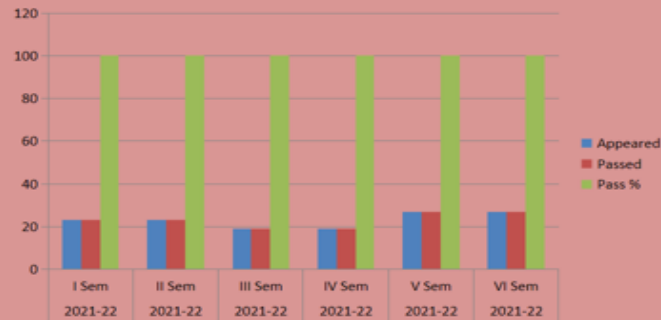
| Academic Year | Sem   | Appeared | Passed | Pass % |
|---------------|-------|----------|--------|--------|
| 2020-21       | Sem 1 | 19       | 15     | 79     |
| 2020-21       | Sem 2 | 19       | 19     | 100    |
| 2020-21       | Sem 3 | 26       | 22     | 85     |
| 2020-21       | Sem 4 | 27       | 27     | 100    |
| 2020-21       | Sem 5 | 25       | 25     | 100    |
| 2020-21       | Sem 6 | 25       | 25     | 100    |



**TGTWRDC GIRLS DAMMAPETA  
ZOOLOGY DEPARTMENT RESULT ANALYSIS**

**RESULT ANALYSIS-2021-22**

| Academic Year | Sem     | Appeared | Passed | Pass % |
|---------------|---------|----------|--------|--------|
| 2021-22       | I Sem   | 23       | 23     | 100    |
| 2021-22       | II Sem  | 23       | 23     | 100    |
| 2021-22       | III Sem | 19       | 19     | 100    |
| 2021-22       | IV Sem  | 19       | 19     | 100    |
| 2021-22       | V Sem   | 27       | 27     | 100    |
| 2021-22       | VI Sem  | 27       | 27     | 100    |



**RESULT ANALYSIS-2022-23**

| Academic Year | Sem   | Appeared | Passed | Pass % |
|---------------|-------|----------|--------|--------|
| 2022-23       | Sem 1 | 12       | 12     | 100    |
| 2022-23       | Sem 2 | 11       | 11     | 100    |
| 2022-23       | Sem 3 | 23       | 18     | 85     |
| 2022-23       | Sem 4 | 23       | 23     | 100    |
| 2022-23       | Sem 5 | 19       | 19     | 100    |
| 2022-23       | Sem 6 | 18       | 18     | 100    |

